




2018 BUYER'S CATALOG




PLAYGROUND BORDERS



US PATENT #D716,113

Action Play Systems offers the highest quality playground border in the industry. APS playground borders are 4' 4" long, 4" wide and available in either 8" or 12" heights. Both our 8" and 12" high playground borders feature our patented Surfacing Guide (US Patent #D716,113 and D732,357). This guide serves as a ruler on your playground to enable you to easily review your loose fill surfacing depths on your playground and ensure adequate safety surfacing is always maintained. Our 8" high playground borders are perfect for early childhood environments, or when using rubber mulch and when only a 6" depth of loose fill surfacing is required. The 12" high APS playground border is perfect for all playground environments as well as raised bed gardening. Offering a 10-year limited warranty, our product is designed to take the place of wood timbers and offers a permanent, maintenance free solution to keeping your playground safety surfacing where it belongs – on the playground!





APS-Border8
8" high Playground Border with Spike
also available in green



APS-Border12-Green
12" high Playground Border
with Spike - GREEN




PATENTED SURFACING GUIDE



APS-Border12
12" high Playground Border with Spike

ACCESSORIES

We offer a full complement of accessories to go along with our 8" and 12" playground borders. Our 1' border kits allow you to frame use zones when space is at a premium and a length less than 4' is required. Each kit includes (2) 1' border sections, (2) 6" filler ends and (2) 100-spike12". Our 4" and 6" filler ends provide the means to create a finished opening when a connecting border is not present. The 4" are designed for our 8" playground borders while the 6" are used with our 12" high borders. Both 4" and 6" filler ends are sold in boxes of 6 each.



- APS-FillerEnds8**
4" Filler Ends for APS-Border8 - Box of 6
- APS-FillerEnds12**
6" Filler Ends for APS-Border 12 - Box of 6
- APS-1'-BorderKit**
(2)1' Border Section, (2)100-filler12" & (2)100-spike12"
100-spike12
Spike for APS-Border12
100-spike8
Spike for APS-Border8

SANDBOXES

Action Play Systems also offers complete sandbox packages in 3 sizes. These packages include a custom cover and are constructed using our 8" high playground borders. Easy to install and maintenance free; simply fill with sand and watch the delight in your child's face. APS Sandbox packages are available in the following sizes: 4'x 8', 8'x 8' and 12'x 12'.



APS-Sandbox (with cover)*
4x8 / 8x8 / 12x12
*4x8 shown



APS-Sandbox (with cover)*
4x8 / 8x8 / 12x12
*8x8 shown



ADA RAMP

OUR RAMPS

Action Play Systems wheelchair accessible ramp systems are the only true universal playground ramp systems available today.

Designed to mount independent of the playground borders; APS full and half ramps provide an ADA/Wheelchair accessible entrance to the playground while offering a clear point of entry and exit to the playground. Each ADA ramp system includes (2) each 4" and 6" filler ends as well as the necessary spikes for installation. Our APS-ADAFullRamp includes 2 halves while our APS-ADAHalfRamp includes 1 half to provide access into the play area.

The Department of Justice's revised regulations for Titles II and III of the Americans with Disabilities Act of 1990 (ADA)

These regulations adopted revised, enforceable accessibility standards called the 2010 ADA Standards for Accessible Design, "2010 Standards." On March 15, 2012, compliance with the 2010 Standards was required for new construction and alterations under Titles II and III. March 15, 2012, is also the compliance date for using the 2010 Standards for program accessibility and barrier removal.

APS-ADAHalfRamp
ADA Half Ramp System for use with 8" or 12" borders



APS-ADAFullRamp
ADA Full Ramp System for use with 8" or 12" borders



EVERYONE IS GAGA OVER GAGA BALL!

WHAT IS IT?

GaGa is a sport for all ages and abilities similar to dodgeball. GaGa translates to "touch-touch" in Hebrew and the game is thought to have originated in Israel. GaGa's popularity has continued to rise in the US and is extremely popular at camps, schools and playgrounds everywhere!

OUR PITS

Action Play Systems offers 3 sizes of 15', 20' and 26' diameter modular "kits" for indoor or outdoor use. Each kit comes complete with stanchions and borders to create the GaGa Pit. Each "wall" of the pit is constructed of 4' sections of double stacked borders resulting in side panels that are 28" high. Our stanchions can be permanently anchored if desired (not included) and are PVC coated for maximum durability.



APS-GAGAPIT15



APS-GAGAPIT20

APS-GagaPit15
(24) 100-border12" and (12) 100-GaGaStanchion

APS-GagaPit20
(32) 100-border12" and (16) 100-GaGaStanchion

APS-GagaPit26
(40) 100-border12" and (20) 100-GaGaStanchion

SWING & SLIDE WEAR MATS

The swing & slide wear mats will reduce required maintenance in high traffic areas



APS-Swing/Slide Mat
40" x 40" x 1 1/2" Swing/Slide Wear Mat

- 40" x 40" x 1 1/2"
- Beveled Edges
- 64# Each
- Waffle bottom construction for stability



APS- SWING/SLIDE MAT

Action Play Systems' Swing & Slide Wear Mats are perfect to reduce the amount of maintenance required and ensure your safety surfacing stays in place in these high traffic areas on your playgrounds. Our original Swing/Slide Wear Mats measure 40" x 40" x 1.5" and weigh 64 pounds each. These mats are perfectly suited for slide exits as well as underneath swing sets. We also offer a larger 3' x 5' x 2" mat which weighs 135 lbs and perfectly fits the to-and-fro action for underneath swings. They can also be used at slide exits or other high traffic areas on your playground. These mats are easy to install and will easily pay for themselves over time.



- 3'x 5'x 2"
- Beveled Edges
- 135# Each
- Waffle bottom construction for stability



APS-SwingMat
3' x 5' x 2" Swing Wear Mat - Black

APS-SPINNERWEARMAT

Action Play Systems' latest designs to reduce surfacing wear include our 48" spinner wear mats and our new 10' diameter wear mat. Designed to reduce wear patterns around modern equipment that "spins" or "rotates" round and round, the 48" diameter mat includes a 6" center opening for equipment and is 2" thick with beveled edges. Perfect for both loose fill and unitary surfaces, the mat weighs 110 lbs. each.



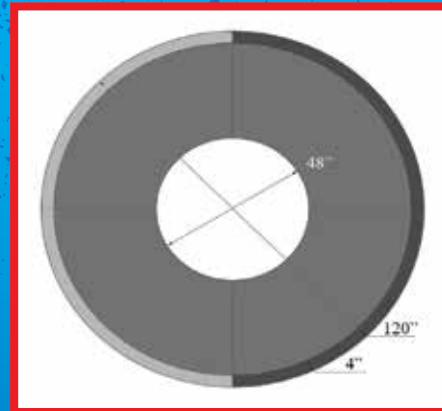
APS-SpinnerWearMat
48" x 2" Spinner Wear Mat - Black

APS-WEARMAT-10'

Our newest 10' diameter wear mat is a 4 piece mat that is 2" thick, and once assembled provides a 4' center opening and 6' of wear mat with beveled edges. Each mat weighs 575 lbs. total and the quadrants are held together with provided dowels, 4 per section.



APS-WearMat-10'
10' Diameter x 2" Wear Mat - 4 pieces



As recommended by the
CPSC Public Playground Safety Handbook
2.4.2.2 Loose Fill Surfacing Materials

2. Loose-fill surfacing requires frequent maintenance to ensure surfacing levels never drop below the minimum depth. Areas under swings and at slide exits are more susceptible to displacement; special attention must be paid to maintenance in these areas. Additionally, wear mats can be installed in these areas to reduce displacement.



APS-ResidentialWearMat
24" x 40" x 1" Residential Swing & Slide
Wear Mat - Red or Green

TRIPLESHOOT



APS-TripleShoot
Triple Shoot with 8' pole
Specify Orange or Green



PLAYGROUND SIGNS

As recommended by the
CPSC Public Playground Safety Handbook
2.2.6 Signage and/or labeling

Although the intended user group should be obvious from the design and scale of equipment, signs and/or labels posted in the playground area or on the equipment should give some guidance to supervisors as to the age appropriateness of the equipment.



APS-RulesSign-2to5
APS-RulesSign-5to12
APS-RulesSign-6to23months
includes 6.5' x 2" post
available in Blue/White/Blue or Tan/Green/Tan



Presented by Action Play Systems
Toll Free: (855) 752-9277 (PLAYAPS)
www.actionplaysystems.com

For more
information
contact: